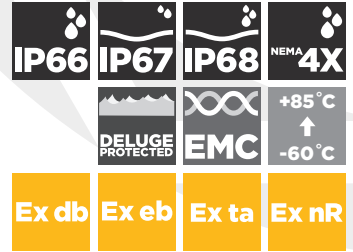



PX2KX

**PX2KX GLOBALLY APPROVED,
EXPLOSIVE ATMOSPHERE BARRIER CABLE GLAND**

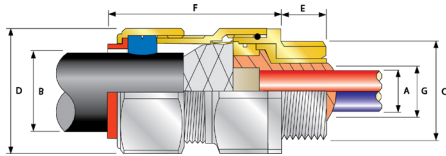
FOR ALL TYPES OF BRAIDED & TAPE ARMoured CABLES

- Metal-to-metal armour clamping
- Direct and remote installation
- Compound barrier type flameproof seal
- Controlled outer load retention seal
- Unique OSTG prevents overtightening
- Integral protected deluge seal
- -60°C to +85°C
- Globally marked, UL, cCSAus, IECEx, ATEX and UKEX
- Superior EMC performance
- Compound barrier seals around internal cable cores after removing any inner cable sheath/bedding; completely eliminating any risk of coldflow



TECHNICAL CLASSIFICATION	
DESIGN SPECIFICATION	BS 6121:Part 1:1989, IEC 62444, EN 62444
MECHANICAL CLASSIFICATION*	Impact = Level 8, Cable Anchorage = Type B
ENCLOSURE PROTECTION	IK10 to IEC 62262 (20 joules) Brass and Stainless Steel only
ELECTRICAL CLASSIFICATION*	Category B (Category A when used with braid, tape or pliable wire armour cables)
INGRESS PROTECTION RATING**	IP66, IP67 and IP68****
NEMA RATING**	Type 4X
DELUGE PROTECTION COMPLIANCE	DTS01 : 91
CABLE TYPE	Screened Flexible (EMC) Wire Braid (e.g. CY / SY), Pliable Wire Armour (PWA), Steel Tape Armour (STA), Wire Braid Armour (e.g. SWB), Aluminium Strip Armour (ASA), Armoured and Jacketed***
SEAL MATERIAL	CMP SOLO LSF Halogen Free Thermoset Elastomer / Epoxy Barrier Compound
SEALING TECHNIQUE	Inner Compound Barrier and Outer Sheath
SEALING AREA(S)	CMP Outer Load Retention Seal
CABLE GLAND MATERIAL	Electroless Nickel Plated Brass, Brass, Stainless Steel, Aluminium
ARMOUR CLAMPING	Detachable Compound Tube / Cone and AnyWay Universal Clamping Ring

* Mechanical and Electrical Classifications applied as per IEC 62444 and EN 62444 ** When CMP installation accessories are used. Refer to www.cmp-products.com for further information.
Where the cable is permitted by code (NEC and/or CEC) * IP68 tested to a minimum depth of 30 metres for 12 hours, alternative depths / durations can be provided upon request.



† Grooved Cone (X) is predominantly used for Wire Braid (e.g. GSWB, TCWB), Steel Tape Armour (STA, DSTA) and Aluminium Strip Armour (ASA) but is also suitable for Single Wire Armour (SWA), Aluminium Wire Armour (AWA) and Pliable Wire Armour (PWA) if the range is outside that of the Stepped Cone (W). Grooved Cone (X) dimensions shown in the Cable Gland Selection Table below are for a double wire strand of braid armour cables. Tapes can also be doubled over. For cables that have only a single layer of armour such as SWA the clamping range should be used as shown in the table below.

GLOBAL PRODUCT CERTIFICATION			
ATEX CERTIFICATE	CML18ATEX1325X, CML18ATEX4317X	IECEx CERTIFICATE	IECEx CML 18.0182X
UKEX CERTIFICATE	CML 21UUKEX1214X, CML 21UUKEX4215X		
CODE OF PROTECTION	⊕ II 2G TD, Ex db IIC Gb, Ex eb IIC Gb, Ex ta IIIC Da, ⊕ II 3G Ex nR IIC Gc, ⊕ I M2 Ex db I Mb*, Ex eb I Mb*	CODE OF PROTECTION	Ex db IIC Gb, Ex eb IIC Gb, Ex nR IIC Gc, Ex ta IIIC Da, Ex db I Mb*, Ex eb I Mb*
COMPLIANCE STANDARDS	EN 60079-0,1,7,15,31	COMPLIANCE STANDARDS	IEC 60079-0,1,7,15,31
cCSAus CERTIFICATE (20S16-90)	2288626		
CSAus CODE OF PROTECTION**	Class I, Div 1 and 2, Groups A, B, C, and D; Class II, Div 1 and 2, Groups E, F, and G; Class III, Div 1 and 2; Type 4X; Oil Resistance II; Class I, Zone 1, AEx d IIC Gb, AEx e IIC Gb; Class I, Zone 2, AEx nR IIC Gc; Class I, Zone 20, AEx ta IIIC Da		
cCSA CODE OF PROTECTION**	Class I, Div 1 and 2, Groups A, B, C, and D; Class II, Div 1 and 2, Groups E, F, and G; Class III, Div 1 and 2; Type 4X; Oil Resistance II; Ex d IIC Gb, Ex e IIC Gb, Ex nR IIC Gc, Ex ta IIIC Da		
COMPLIANCE STANDARDS	CAN/CSA-C22.2 No 0,18,25,30,174,94, CAN/CSA-C22.2 No 60079-1,7,15,31, CAN/CSA-E61241-1-1, ANSI/UL 514B, 50, 2225, ANSI/ISA 60079-31, UL60079-0,1,7,15		
cULUS CERTIFICATE (20S16-90)	E201187, E256367		
CODE OF PROTECTION**	Class I, Div 1 and 2, Groups A,B,C, and D; Class II, Div 1 and 2, Groups E,F, and G; Class I, Zone 1, AEx d IIC		
COMPLIANCE STANDARDS	UL 2225, CSA C22.2 No 174, UL 514B, CSA C22.2 No 18, CSA C22.2 No 30, UL50		
ECAS CERTIFICATE	24-03-106290/E24-03-110155/NB0007	UKrSEPRO CERTIFICATE	CL 19.0371X
EAC CERTIFICATE	RU C-GB.A.Д07.B.0459522		
KCS CERTIFICATE	14_GA4BO_0252X		
RETIE APPROVAL NUMBER	EL-CS-220061	CCOE / PESO (INDIA) CERTIFICATE	P548696, P548695, P533772
CCC CERTIFICATE	2020322313003190	INMETRO APPROVAL	TUV 12.2073X
MARINE APPROVALS	LRS: LR22320255TA, DNV: TAE00000Y, ABS: 20-LD1948801-PDA, BV: 43180		

*Aluminium alloys are not permitted in Group I mining applications.

**Where the cable is permitted by code (NEC and/or CEC)



COMBINED ORDERING REFERENCE (*BRASS METRIC)			AVAILABLE ENTRY THREADS 'C' (ALTERNATIVE METRIC THREAD LENGTHS AVAILABLE)					NUMBER OF CORES	DIAMETER OVER CONDUCTORS 'A'	CABLE BEDDING DIAMETER 'G'	OVERALL CABLE DIAMETER 'B'		ARMOUR RANGE† GROOVED CONE (X)		ACROSS FLATS 'D'		ACROSS CORNERS 'D'		PROTRUSION LENGTH 'F'	SHROUD	CABLE GLAND WEIGHT (kg)
			STANDARD		OPTION						MIN	MAX	MIN	MAX	MAX	MAX	MAX	MAX			
SIZE	TYPE	ORDERING SUFFIX	METRIC	THREAD LENGTH (METRIC) 'E'	NPT	THREAD LENGTH (NPT) 'E'	NPT	MAX	MAX	MAX	MIN	MAX	MIN	MAX	MAX	MAX	MAX	MAX	MAX	MAX	
20S16	PX2KX	1RA	M20	15.0	½"	19.9	¾"	21	11.7	11.7	6.1	13.1	0.3	1.0	30.5	33.6	62.0	PVC06	0.24		
20S	PX2KX	1RA	M20	15.0	½"	19.9	¾"	21	11.7	11.7	9.5	15.9	0.3	1.0	30.5	33.6	62.0	PVC06	0.23		
20	PX2KX	1RA	M20	15.0	½"	19.9	¾"	21	12.6	12.9	12.5	20.9	0.4	1.0	30.5	33.6	63.0	PVC06	0.24		
25S	PX2KX	1RA	M25	15.0	¾"	20.2	1"	30	17.5	17.9	14.0	22.0	0.4	1.2	37.5	41.3	69.5	PVC09	0.37		
25	PX2KX	1RA	M25	15.0	¾"	20.2	1"	30	17.5	17.9	18.2	26.2	0.4	1.2	37.5	41.3	69.5	PVC09	0.37		
32	PX2KX	1RA	M32	15.0	1"	25.0	1 ¼"	38	23.6	23.9	23.7	33.9	0.4	1.2	46.0	50.6	75.0	PVC11	0.57		
40	PX2KX	1RA	M40	15.0	1 ¼"	25.6	1 ½"	59	30.0	30.3	27.9	40.4	0.4	1.6	55.0	60.5	75.0	PVC15	0.80		
50S	PX2KX	1RA	M50	15.0	1 ½"	26.1	2"	89	36.6	36.9	35.2	46.7	0.4	1.6	60.0	66.0	77.0	PVC18	0.90		
50	PX2KX	1RA	M50	15.0	2"	26.9	2 ½"	115	41.0	41.3	40.4	53.0	0.6	1.6	70.0	77.0	77.0	PVC21	1.19		
63S	PX2KX	1RA	M63	15.0	2"	26.9	2 ½"	115	47.9	48.4	45.6	59.4	0.6	1.6	75.0	82.5	79.7	PVC23	1.39		
63	PX2KX	1RA	M63	15.0	2 ½"	39.9	3"	115	53.7	54.0	54.6	65.8	0.6	1.6	80.0	88.0	80.3	PVC25	1.41		
75S	PX2KX	1RA	M75	15.0	2 ½"	39.9	3"	140	59.9	60.2	59.0	72.0	0.6	1.6	90.0	99.0	86.8	PVC28	2.09		
75	PX2KX	1RA	M75	15.0	3"	41.5	3 ½"	140	64.2	64.2	66.7	78.4	0.6	1.6	100.0	110.0	88.3	PVC30	2.54		
90	PX2KX	1RA	M90	20.0	3 ½"	42.8	4"	140	75.3	75.6	76.2	90.3	0.8	1.6	115.0	126.5	102.1	PVC32	3.71		
100	PX2KX	1RA	M100	20.0	3 ½"	42.8	4"	200	83.6	85.9	86.1	101.4	0.8	1.6	127.0	139.7	114.0	LSF33	4.31		

*For material options add the following suffix to the ordering reference; Brass (no suffix required); Nickel Plated Brass '5'; 316 Grade Stainless Steel '4'; Copper Free Aluminium '1'
For NPT options please add the following digits to the material suffix; ½" = 31, ¾" = 32, 1" = 33, 1 ¼" = 34, 1 ½" = 35, 2" = 36, 2 ½" = 37, 3" = 38, 3 ½" = 39, 4" = 310 (Brass requires prefix "0")

Examples: 32PX2KX1RA534 = Nickel Plated Brass 1 ¼" NPT, 50SPX2KX1RA035 = Brass 1 ½" NPT, 25PX2KX1RA432 = Stainless Steel ¾" NPT, 20PX2KX1RA5 = Nickel Plated Brass M20

Dimensions are displayed in millimetres unless otherwise stated

Dimensions listed are for metric cable glands only. Dimensions for alternative threads may vary.